

ANTI-ASIAN VIOLENCE IN THE UNITED STATES

Authors: Dr. Arie Perliger and Natalie Anastasio

PI: Dr. Arie Perliger

Co-PIs: Dr. Eoin B. Healy and Dr. Victor Asal



THIS RESEARCH BRIEF UTILIZES UML-DSG DATA OF FAR-RIGHT VIOLENCE THAT CURRENTLY DOCUMENTS MORE THAN 7,800 INCIDENTS MOTIVATED BY FAR-RIGHT IDEOLOGY BETWEEN 1990 AND 2021.

This project is supported by Grant No. 2020-ZA-CX-0003 awarded by the National Institute of Justice, Office of Justice Programs, U.S. Department of Justice. Points of view in this document are those of the authors and do not necessarily represent the official position or policies of the U.S. Department of Justice.

Photo: protest against anti-Asian hate in Washington DC in the United States March 2021, by Elvert Barnes (CC BY-SA 2.0)



THIS BRIEF ADDRESSES ONE OF THE MOST CONCERNING TRENDS IN THE RECENT WAVE OF HATE VIOLENCE IN THE U.S.: THE OUTBREAK OF ANTI-ASIAN VIOLENCE DURING 2020–2021.

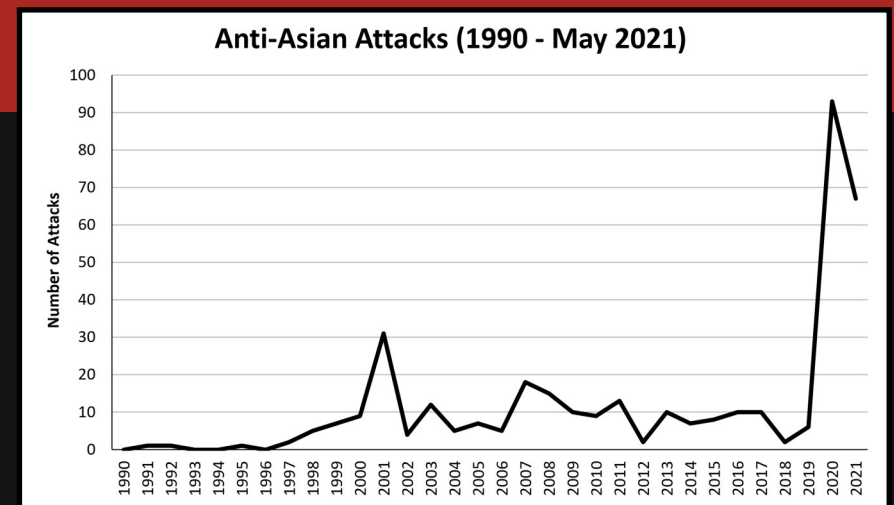
SEVERAL FACTORS MAY CONTRIBUTE TO THE GROWING FREQUENCY OF ANTI-ASIAN ATTACKS:

- **THE SPREAD OF THE COVID-19 PANDEMIC SEEMS TO HAVE TRIGGERED DEEP-ROOTED ANIMOSITY TOWARD ASIAN-AMERICANS. ACCORDING TO PEW RESEARCH DATA, NEARLY HALF OF ASIAN-AMERICANS HAVE “EXPERIENCED AN INCIDENT TIED TO THEIR RACIAL OR ETHNIC BACKGROUND SINCE THE PANDEMIC BEGAN”¹**
- **INCREASED POLITICAL POLARIZATION AND ESCALATION OF POLITICAL DISCOURSE HAS PROVIDED A GROWING LEGITIMACY TO HOSTILITY TOWARD MINORITY GROUPS.**
- **INTENSIFIED STATUS-ECONOMIC ANXIETY AMONG SOME AMERICANS HAS LED TO GROWING ANIMOSITY TOWARD MINORITIES EXPERIENCING RAPID ECONOMIC MOBILIZATION.**

DEFINING AND OPERATIONALIZING ANTI-ASIAN VIOLENCE

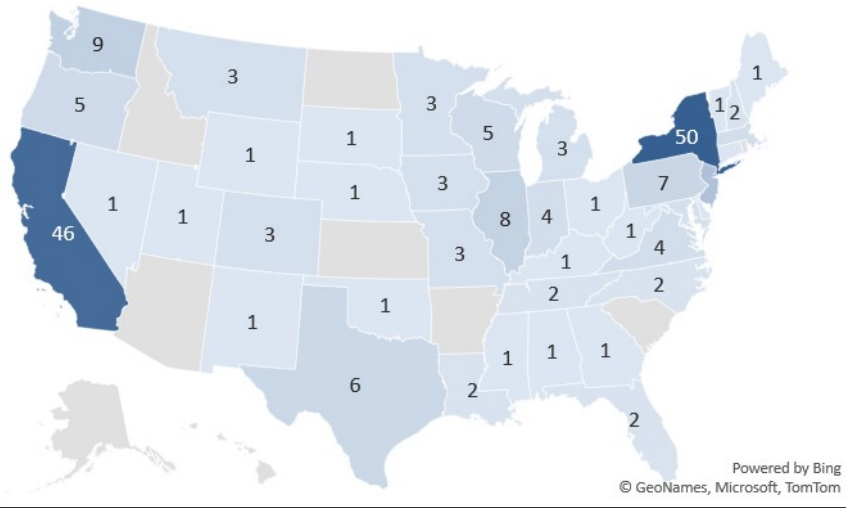
Violent acts which target individuals/groups/related property because of their ethnic identity as Asians or the perpetrators’ adherence to far-right ideology.

ANTI-ASIAN VIOLENCE INCREASED MORE THAN ELEVEN FOLD (1,111%) IN 2020—2021, COMPARED WITH THE 5-YEAR AVERAGE BEFORE THE PANDEMIC.



¹ Pew Research Center, July 2020

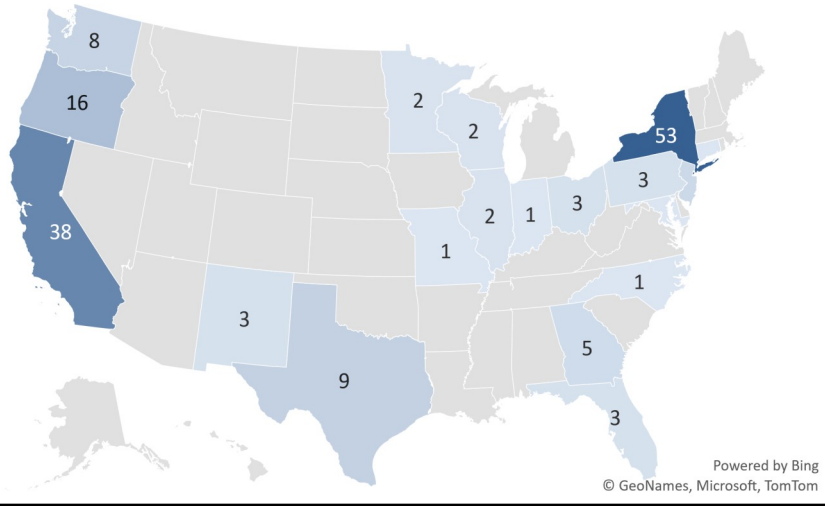
Anti-Asian Attacks 1990 - 2019

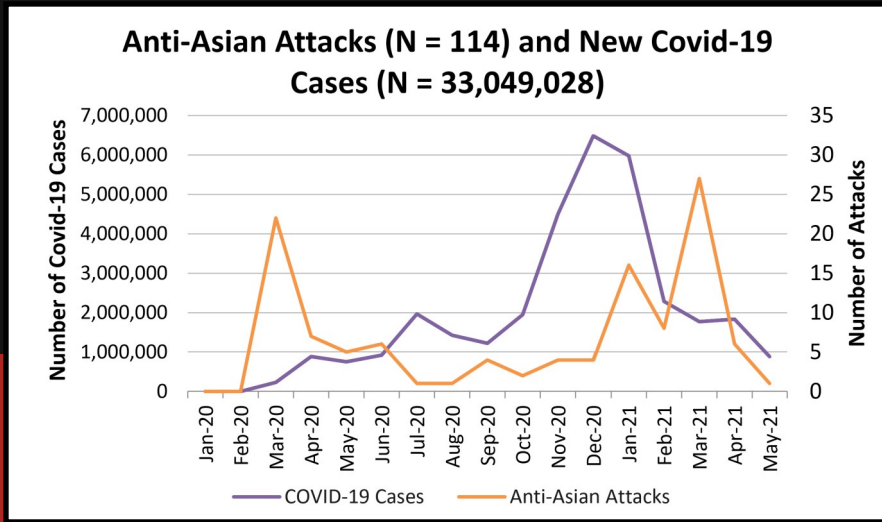


BETWEEN 1990 AND 2019, ROUGHLY 80% OF ANTI-ASIAN ATTACKS OCCURRED IN CALIFORNIA AND NEW YORK CITY.

DURING THE RISING VIOLENCE AMID THE PANDEMIC, ANTI-ASIAN VIOLENCE HAS REMAINED GEOGRAPHICALLY CONCENTRATED IN A FEW STATES, INCLUDING NEW YORK, CALIFORNIA, AND OREGON.

Anti-Asian Attacks 2020 - 2021





AFTER THE INITIAL SPIKE IN ANTI-ASIAN ATTACKS IN THE WAKE OF THE PANDEMIC, THE OVERALL TREND OF ANTI-ASIAN VIOLENCE FOLLOWED THE DIRECTION OF COVID-19 CASES.

THE PANDEMIC LED TO ASIAN PROPERTY BEING TARGETED AT A HIGHER RATE THAN IN PREVIOUS DECADES.

THE INCREASED AVERAGE NUMBER OF HUMAN CASUALTIES HIGHLIGHTS THE INCREASED RISK TO MEMBERS OF THE ASIAN COMMUNITY.

FOR MORE INFORMATION PLEASE CONTACT:

DR. ARIE PERLIGER  ARIE_PERLIGER@UML.EDU
 @APERLIGER

DR. EOIN B. HEALY  EHEALY@DSGONLINE.COM
 @EOINHEALY

