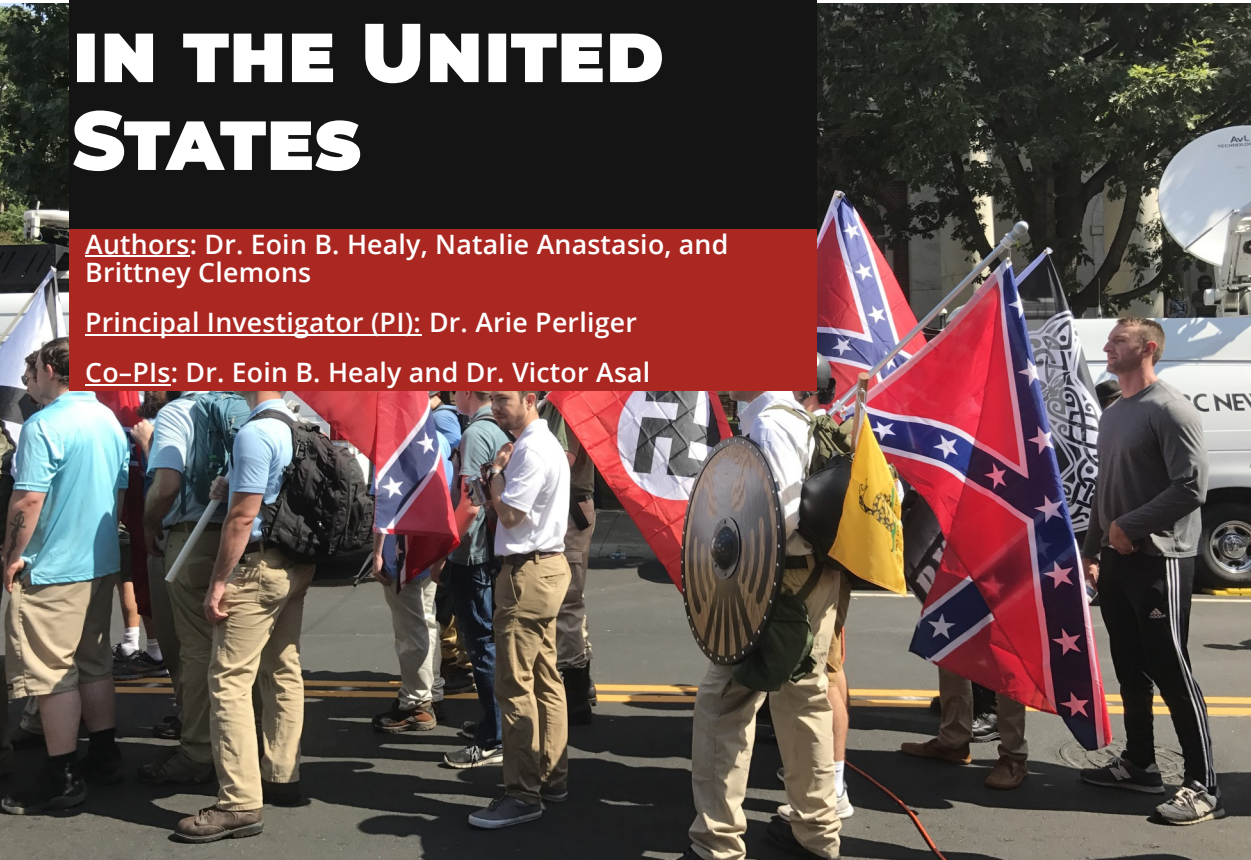


# PERPETRATORS OF FAR-RIGHT EXTREMIST VIOLENCE IN THE UNITED STATES

Authors: Dr. Eoin B. Healy, Natalie Anastasio, and Brittney Clemons

Principal Investigator (PI): Dr. Arie Perliger

Co-PIs: Dr. Eoin B. Healy and Dr. Victor Asal



This research brief uses preliminary University of Massachusetts, Lowell | Development Services Group, Inc., data on far-right violence, documenting more than 4,000 perpetrators motivated by far-right ideologies from 2000 to 2021.

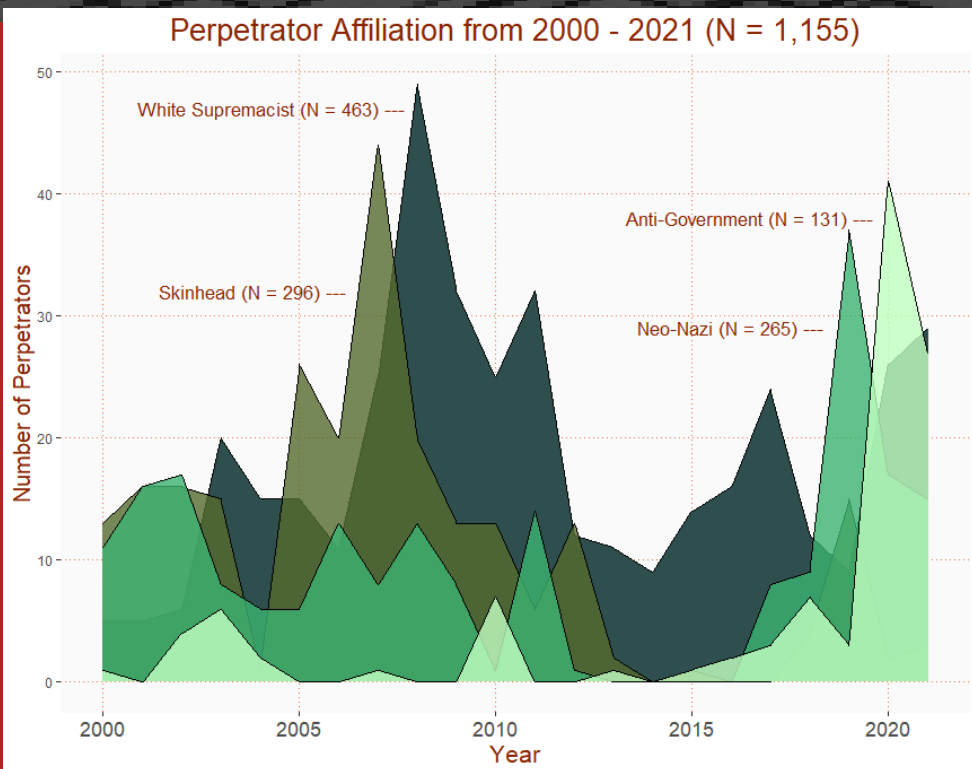
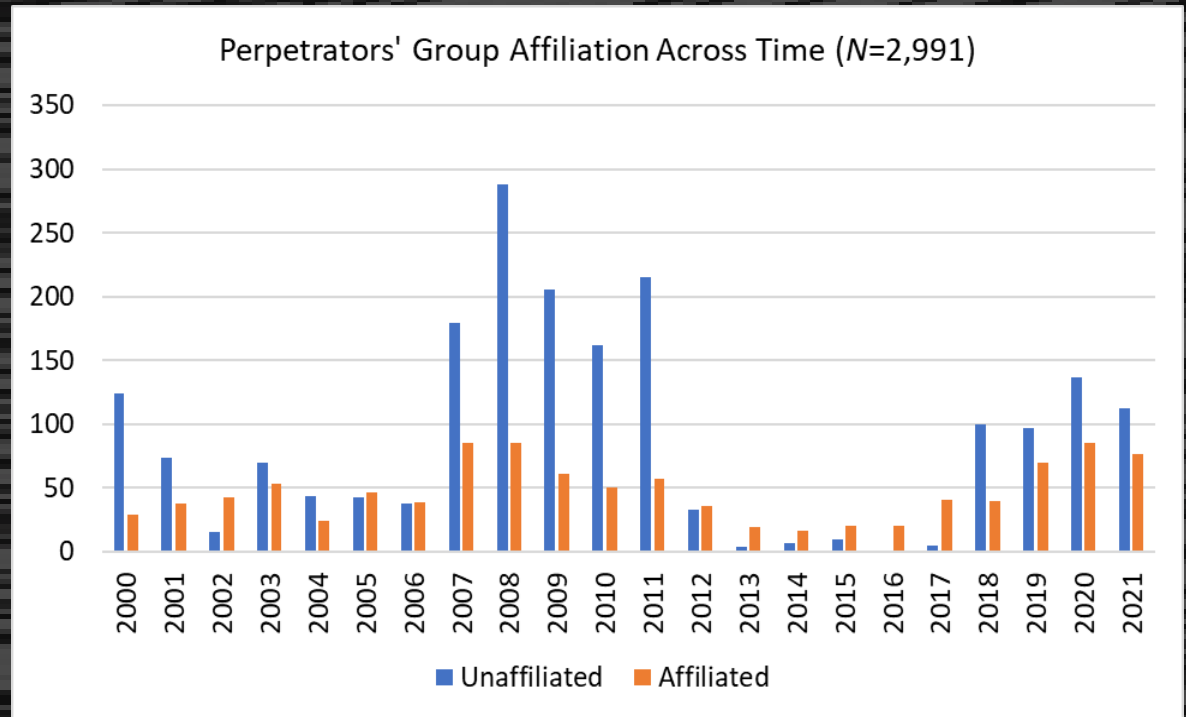
This project is supported by grant no. 2020-ZA-CX-0003, awarded by the National Institute of Justice, Office of Justice Programs, U.S. Department of Justice. Points of view in this document are those of the authors and do not necessarily represent the official position or policies of the U.S. Department of Justice.

Above: Charlottesville “Unite the Right” Rally, Anthony Crider, [Photo](#), CC BY 2.0.



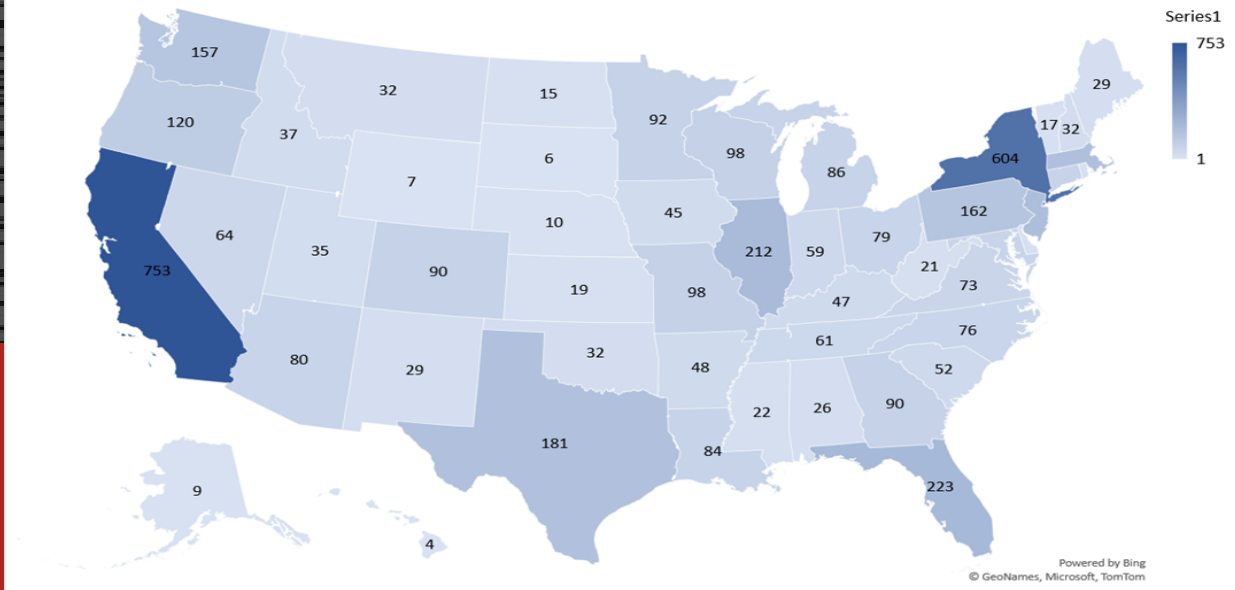
**This research brief summarizes the trends and demographic changes among perpetrators of far-right extremism from 2000 through May 2021. These are early data extracted from our dataset of N = 5,612 perpetrators.**

- The number of far-right perpetrators has been increasing in recent years, with nearly three times as many perpetrators in 2019 as there were in 2013.
- Males make up the great majority (91%) of far-right perpetrators.



- Regarding far-right group affiliation, sixty-six percent of far-right perpetrators were unaffiliated (N=1,965) with any specific group.
- The volume of unaffiliated and affiliated perpetrators fluctuated based on periods of political change and unrest in the United States.
- This is illustrated by the volume of unaffiliated perpetrators rising dramatically during 2007–11 and during 2018–21. This may have been accelerated by the 2008 and 2020 elections, in which conservatives lost representation in major political offices.

Far-Right Incidents by State (N=4,740)

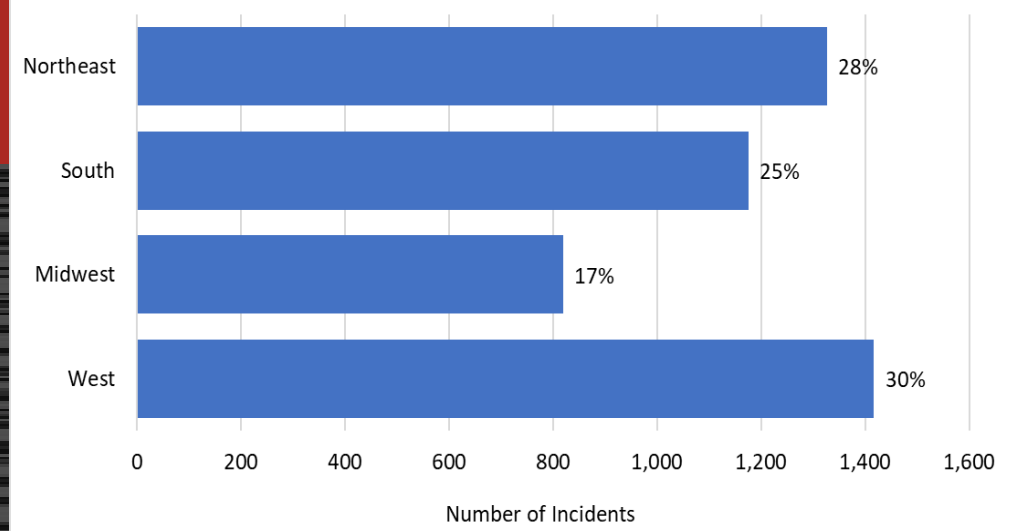


## FAR-RIGHT INCIDENTS BY GEOGRAPHIC LOCATION

- Thirty percent (N=1,417) of attacks committed by far-right perpetrators occurred in the Western United States.
- California and New York led all other states in far-right incidents.
- Militia groups, unaffiliated perpetrators, and white supremacists are the most likely to attack specific human targets.

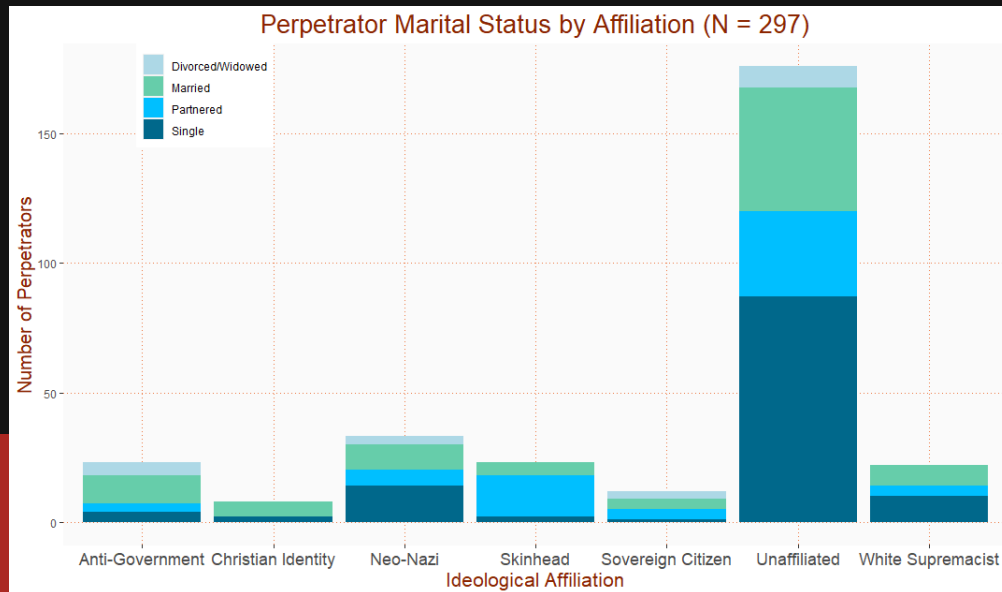
- Forty-four percent of far-right incidents committed in the South were perpetrated by persons affiliated with a far-right organization.
- More than half (64%) of far-right perpetrator attacks were violent in nature.
- A total of 528 far-right perpetrators had prior incarceration history.

Far-Right Incidents in the United States by Region (N=4,739)

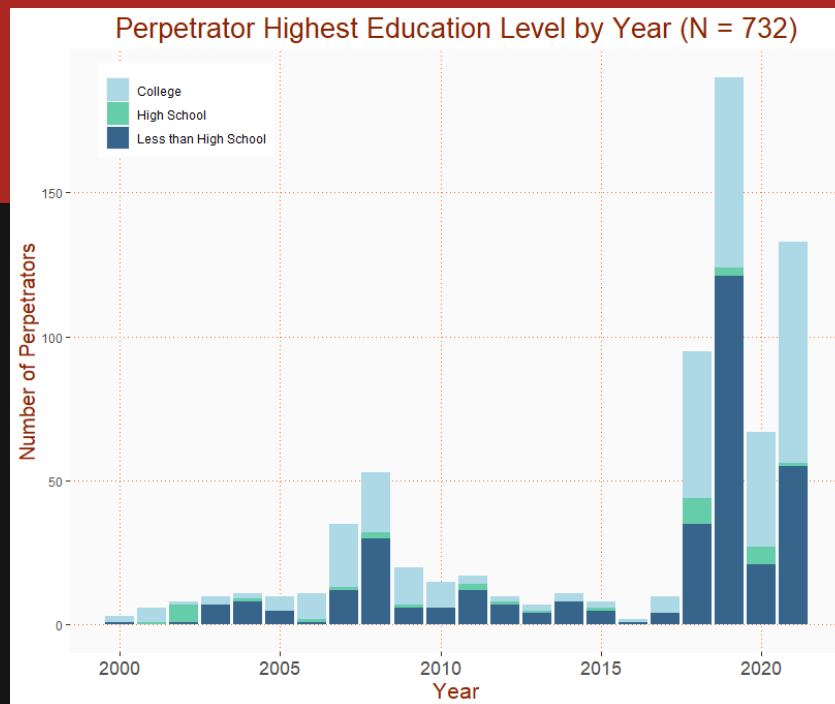
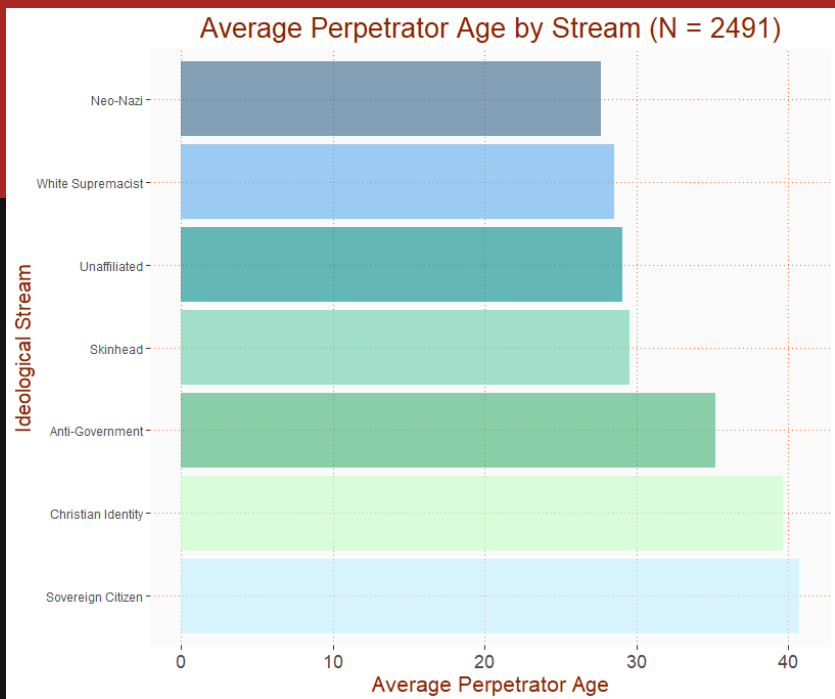


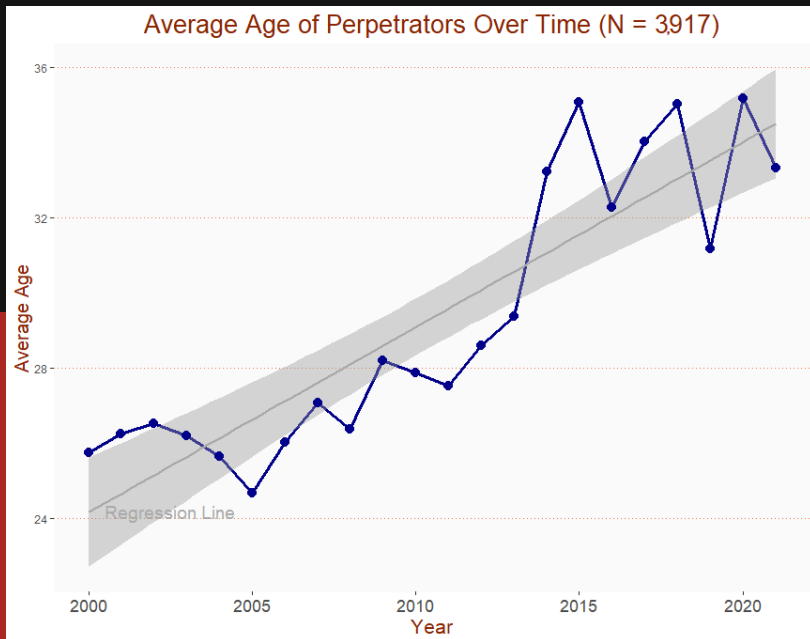
While most unaffiliated perpetrators were single, there is some variation in marital status across groups. The vast majority of skinheads being partnered (but not married), while many anti-government perpetrators were in marriages.

The average age varied by ideological stream, with neo-nazis (27 years average), white supremacists (28), unaffiliated (29) and skinheads (29) generally in their late 20s, and anti-government (35), christian identity (39) and sovereign citizens (41) on average in their mid-30s to early 40s.



With the increase in perpetrators since 2018, we also observe a greater proportion of college educated perpetrators.



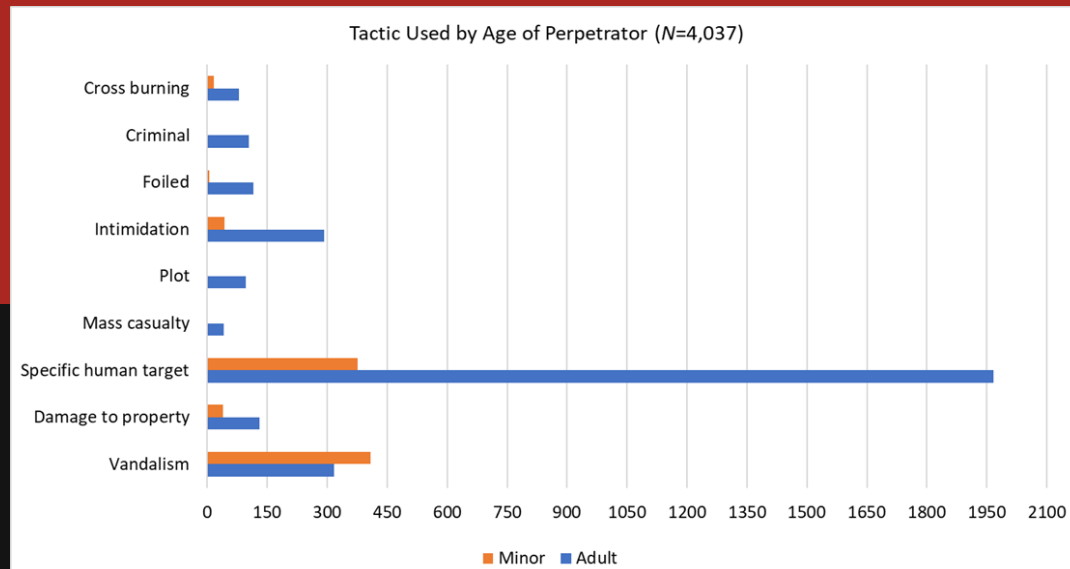


**Older Perpetrators:**

Perpetrators are on average more than 10 years older in 2021, compared to perpetrators in 2000.

- Twenty-two percent of far-right perpetrators are minors, a figure that has risen in recent years.
- Youth participation in far-right attacks reached its highest peak in 2019 and declined by 21% in 2020.
- This decrease may be attributed to an increase in parental supervision during the COVID-19 pandemic,

- Compared with adults, minors are more likely to engage in acts of vandalism.
- Minors are nearly equally as likely to participate in violent (47%) and nonviolent (52%) attacks.



FOR MORE INFORMATION, PLEASE CONTACT

DR. ARIE PERLIGER ARIE\_PERLIGER@UML.EDU  
 @APERLIGER

DR. EOIN B. HEALY EHEALY@DSGONLINE.COM  
 @EOINHEALY