


# Racial Dynamics in the Perpetration of Far-Right Violence in the United States

This project is supported by grant no. 2020-ZA-CX-003, awarded by the National Institute of Justice, Office of Justice Programs, U.S. Department of Justice. Points of view in this document are those of the authors and do not necessarily represent the official position or policies of the U.S. Department of Justice.



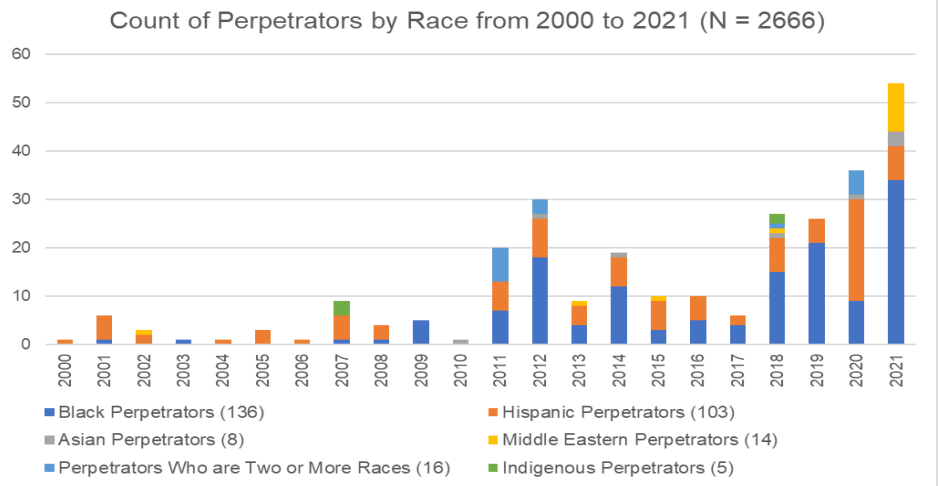
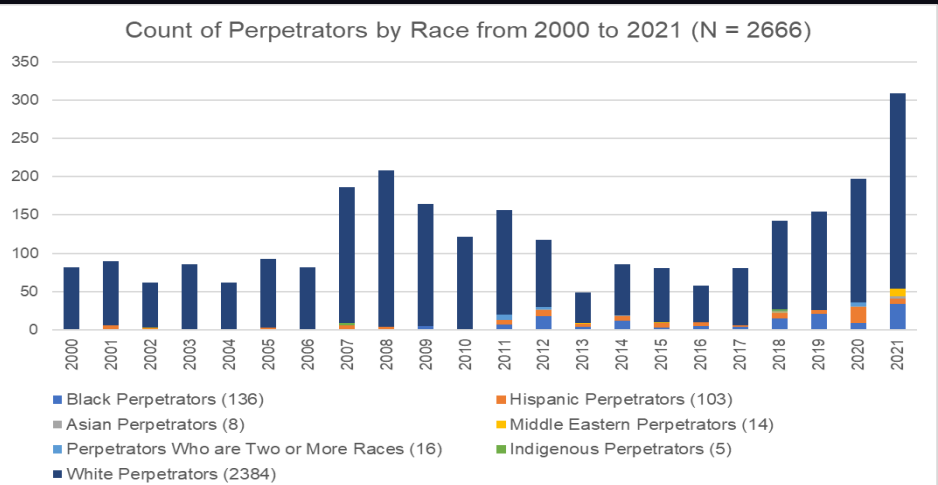
**Authors:** Hope LaFreniere and Natalie Anastasio  
**Principal Investigator (PI):** Arie Perliger, Ph.D.  
**Co-PIs:** Eoin B Healy, Ph.D. and Victor Asal, Ph.D.

This research brief uses preliminary University of Massachusetts, Lowell–Development Services Group, Inc., data on far-right violence that documents more than 4,700 perpetrators motivated by far-right ideologies from 2000 through 2021.

Image: Freepik.com.



**This research brief summarizes the targets, tactics, and affiliations of non-White perpetrators of far-right violence from 2000 through 2021.**



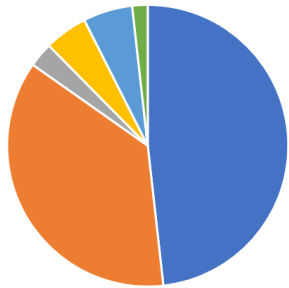
Leading up to Barack Obama’s 2008 election as the United States’ first Black president and the period shortly afterward, far-right violence perpetrated by White individuals increased. During this same period, extremist violence perpetrated by non-White individuals actually declined.

White individuals are responsible for the vast majority (89%) of incidents of far-right violence, which makes non-White perpetration a relatively rare occurrence. However, recent developments have suggested that the far right may be diversifying in terms of membership.

Thus far, 286 non-White perpetrators have been identified, and many of these have perpetrated attacks more recently. The number of non-White perpetrators has been increasing over time, with a 108% increase from 2019 to 2021.

Perpetration by Hispanic and Black individuals suggests that Hispanic and Black communities in particular might be facing new vulnerabilities to radicalization from the far right.

Share of Non-White Perpetrators by Race/Ethnicity (N = 286)



- Black Perpetrators
- Hispanic Perpetrators
- Asian Perpetrators
- Middle Eastern Perpetrators
- Perpetrators Who are Two or More Races
- Indigenous Perpetrators

